Multiple District 307

As of October 2026 Cumulative

Year	New Clubs	Dropped Clubs	Gain/ Loss Clubs	New Members	Charter Members	Reinstate Members	Transfer Members	Total Member Added	Total Members Dropped	Gain/ Loss Members
2022-2023	34	14	20	1,612	1,001	243	59	2,915	2,393	522
2023-2024	76	16	60	1,834	1,815	194	74	3,917	2,699	1,218
2024-2025	87	20	67	2,210	1,860	559	109	4,738	3,276	1,462
2025-2026	105	40	65	2,718	2,536	462	183	5,899	4,731	1,168
2026-2027	33	15	18	920	743	122	28	1,813	781	1,032
Average	**67**	**21**	**46**	**1,859**	**1,591**	**316**	**91**	**3,856**	**2,776**	**1,080**

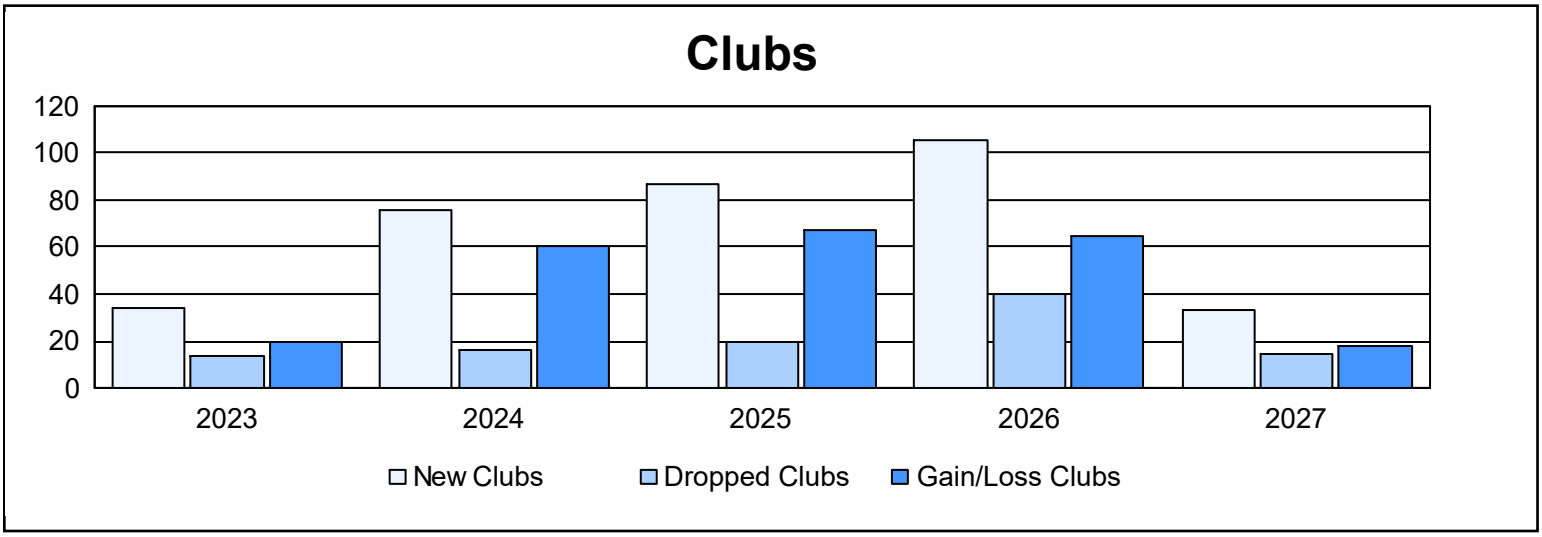

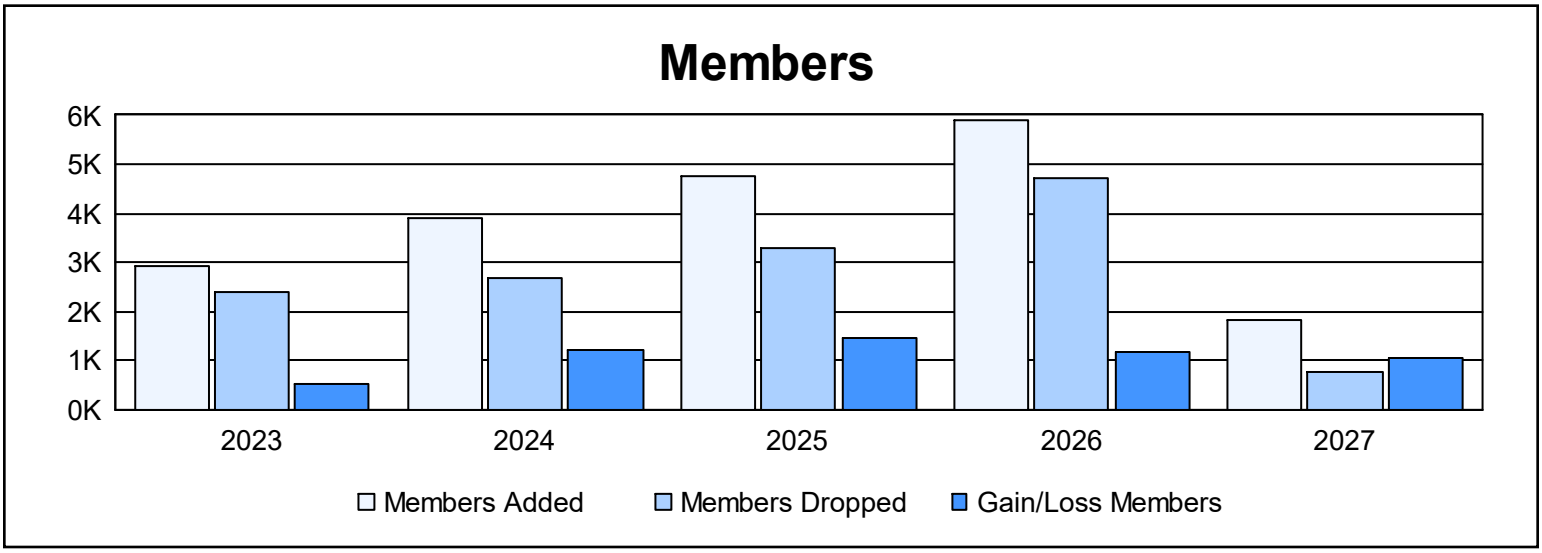

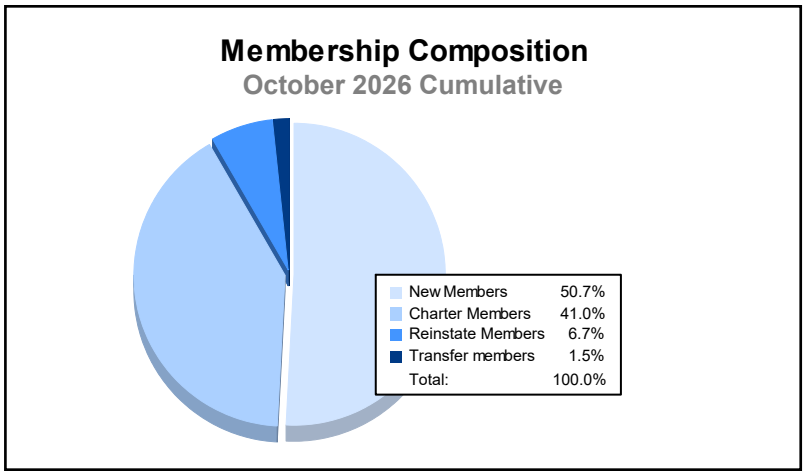
Membership Composition
October 2026 Cumulative
New Members 50.7%
Charter Members 41.0%
Reinstate Members 6.7%
Transfer members 1.5%
Total: 100.0%

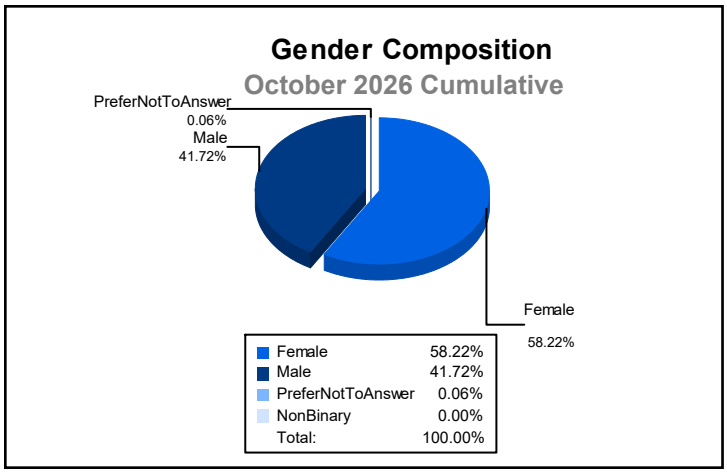
Gender Composition
October 2026 Cumulative
PreferNotToAnswer
0.06%
Male
41.72%
Female
58.22%
Female 58.22%
Male 41.72%
PreferNotToAnswer 0.06%
NonBinary 0.00%
Total: 100.00%